



TH11 and TH21 Self-hold Thermal Cut-Outs

KEY BENEFITS

Flexible mounting:

3 terminal configurations available

Robust design:

The bimetal disc is protected by the metal support

Full automated live:

Provides stable setting values

Low price:

The particular design provides high competitiveness

Sensata Technologies has developed the electrical self-hold temperature cut-out in order to offer a non-self resetting device, suitable for high current applications, thus fulfilling the growing need for higher safety.

Design and operating principles

The TH11 and TH21 consists of two nickel-plated supports, held together with ceramic pins. One support holds the high-performance Klixon® bimetal disc, which, in combination with the sophisticated contact system, guarantees the superior cycling performance. One ceramic pin has a layer of resistive material, functioning as a small heater when a voltage is supplied. A wide temperature range, standard 5K tolerance, different bimetal resistivity and various optional terminal configurations make the TH11 and TH21 suitable for a wide range of applications. Whereas the TH11 operates at 230 Vac. The TH21 is designed for 120 Vac applications. Because of their identical dimensions, the TH11 and TH21 can be easily exchanged with the auto reset thermal protector TH10.

The operating principle of the TH-series is both simple and effective. A current flows through the resistive Klixon® bimetal disc. When a fault condition occurs, the increased ambient temperature causes the bimetal disc to snap open the contacts. The resistive layer spots the voltage over the open contacts and

a current flows through the resistor, generating sufficient heat to keep the bimetal warm and the contacts open. When the power is switched off, the device cools down to a safe temperature and the contacts will close.


Applications

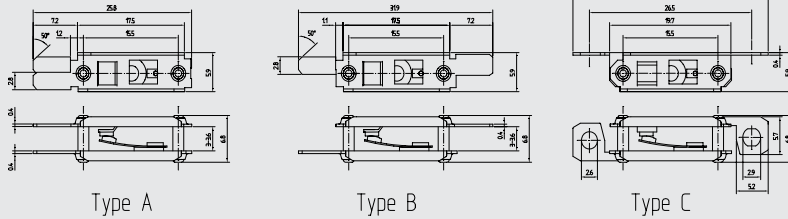
The TH11 and TH21 are temperature resistive cut-outs for such applications as:

- Fan heaters
- Convector heaters
- Hair dryers

and various other applications which require a non-self resetting protector like transformers, cable reels etc.

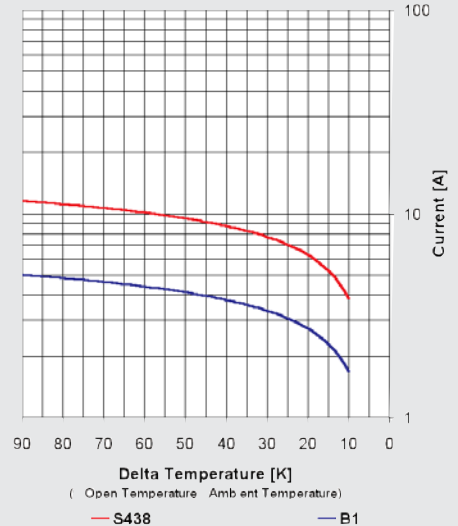
KLIXON
®





Ultimate Trip Current vs. Ambient Temperature (non-circulating air)

Approx. to be used for selecting samples for verification on tests



Coding System

TH 11		C		A		101		
Function		Terminal Configuration		Disc and contact support material		Standard opening temperature		
Code	Function	Code	Terminals	Code	Material	Operating Temp.	Low resistivity bimetal disc (F30)	High resistivity bimetal disc (B1)
11	220V selfhold	A	Terminals on same end	A	Steel	60°C	031	035
21	110V selfhold	B	Terminals on opposite end			65°C	041	045
		C	Terminals on opposite end (with holes)			70°C	051	055
						75°C	061	065
						80°C	071	075
						85°C	081	085
						90°C	091	095
						95°C	101	105
						100°C	111	115
						105°C	121	125
						110°C	131	135
						115°C	141	145
						120°C	151	155
						125°C	161	165
						130°C	171	175
						135°C	181	
						140°C	191	
						145°C	201	
						150°C	211	

Declarations TH11

Declarations to EN60730-2-9	
Purpose of the control	Voltage maintained Thermal Cut-Out
Construction	Incorporated, non-electronic
Degree of protection	IP00
Terminals for ext. conductors	For internal conductors only
Method of (dis) connection of terminals	Riveting, soldering, spotwelding, spring loaded contacting
Temperature limits of the switchhead	200°C
PTI of insulation materials	PTI 250
Method of mounting	By various means in conjunction with (holes in) terminals such that adequate creepage and clearance distances are maintained between live parts and accessible metal parts
Operating time	For continuous operation
Type of action	Type 2B
Reset characteristic	Voltage maintained off-position thru heat from the heaterfilm on one ceramic pin. Device resets by interrupting the power supply
Extent of sensing element	Whole control
Control pollution degree	Degree 2

Specifications

Standard operating temperature range	from 60°C - 150°C TH11 from 60°C - 130°C TH21
Max. Ambient temperature	200°C
Tolerance on open temperature	± 5K
Selfhold function in still-air	> -20°C TH11 > -35°C TH21

Certifications:

Agency: ENEC
 Filenumber: 2014531.14
 Rating: 16(2)A 250 Vac @ 1.000 cycles
 Standard: EN60730-2-9, EN60730-2-2, EN60730-1

Agency: UL
 Filenumber: E54813



TECHNICAL / SALES SUPPORT

Holland
 Phone +31 546 879560 Fax +31 546 879204

Internet: www.sensata.com

Email: info-cpe@list.sensata.com

Important Notice: The products and services of Sensata Technologies and its subsidiaries described herein are sold subject to Sensata's standard terms and conditions of sale. Customers are advised to obtain the most current and complete information about Sensata products and services before placing orders. Sensata assumes no liability for applications assistance, customer's applications or product designs, software performance, or infringement of patents. The publication of information regarding any other company's products or services does not constitute Sensata's approval, warranty or endorsement thereof.